

**KHSAA TITLE IX
ANNUAL REPORT SUBMISSION
STATUS REPORT
2008-2009**

KHSAA
Form T65
Revised 4/09

TO: KHSAA Member School Superintendents, Principals, and Athletic Directors

FROM: Brigid L. DeVries, Commissioner
Darren Bilberry, Assistant Commissioner

DATE: May 7, 2009

School	South Laurel	Reviewed by	Gary W. Lawson
--------	--------------	-------------	----------------

The following is a status report regarding the required 2008 - 2009 Title IX Annual Report submission of forms due into the KHSAA office by April 15, 2009. Appropriate KHSAA Audit Team personnel have reviewed these forms and the following is a summary of this review.

I. Checklist of Forms properly submitted in a satisfactory manner:

X	GE 19 (Annual Verification)	X	T-35 (Budget Expenses)
X	T-1 (Summary Program Chart 1)	X	T-36 (Budget Expenses)
X	T-2 (Summary Program Chart 2)	X	T-41 (Checklist – Overall Interscholastic Program)
X	T-3 (Summary Program Chart 3)	X	T-60 (Corrective Action Plan)
X	T-4 (Summary Program Chart 4)	NA	T-63 (Interscholastic Survey Results)

II. Status

A.	X	2008 – 2009 Forms are satisfactory and no further information or action is necessary at this time.
B.		Errors have been noted with respect to the following forms:
C.		The following forms were omitted and must be submitted by school representatives:
D.	X	<p>According to the 2008-2009 data, the school appears to be meeting the standards established in:</p> <p><input checked="" type="checkbox"/> Test 1 (Athletic participation is proportionate to enrollment)</p> <p><input type="checkbox"/> Test 2 (History and continuing practice of program expansion)</p> <p><input checked="" type="checkbox"/> Test 3 (Full and effective accommodation of interests and abilities)</p>
E.	X	Other Recommendation and Comments: All calculations appear to be correct, and the report is in good order. According to calculations, data, and responses submitted, the school is currently meeting the standards established in both Tests 1 and 3 for the provision of athletic opportunities. The school's most recent student athletic interest survey supports the responses given on the T-3 form. In the area of benefits, total athletic spending seems to be within acceptable parameters. Thanks for the continued emphasis on this project.

APR 15 2009



**KENTUCKY HIGH SCHOOL ATHLETIC ASSOCIATION
2008-2009 ANNUAL VERIFICATION OF TITLE IX PROCEDURES**

KHSAA Form GE19
F:Forms/GE19
Rev. 12/08

(To be submitted by April 15, 2009 along with other required forms)

The SOUTH LAUREL High School, LONDON, Kentucky
(Name of High School) (City)

certifies to the Kentucky High School Athletic Association that the following is an accurate and true representation of the facts surrounding compliance with 20 U.S.C. Sections 1681-1688, et. Seq. (also known as Title IX)

I certify the following provisions in accordance with records at the school contained in the permanent Title IX file, at least one copy of which must be maintained in the Principal's office, and to the best of my knowledge have completed the following tasks.

Established a gender equity committee at the high school. **(List committee personnel and provide attachment if necessary)**

Name	Address	Phone	Title (Supt., Principal, Student, Parent, Coach, Etc.)
REGINA BISHOP	1409 Hwy 8434	606-843-2941	PRINCIPAL
KONNIE SNYDER	3329 South Laurel Rd	606-878-0469	COACH
ELIZABETH TAPLEY	2397 Laurel Road	606-657-2584	PARENT
TISH WALKER	106 Emma Estate	606-862-2647	STUDENT
MATTEN GILBERT	299 Spring Gate Dr	606-864-7021	STUDENT
BUB STUBER	75 Club Estates Rd	606-864-9219	BOARD MEMBER
KEITH GILBERT	299 Spring Gate Dr	606-864-7021	ATHLETIC DIRECTOR
ALBERT BINDER	48 Lemoy Lane	606-878-7459	BOARD MEMBER

Scheduled a minimum of three meetings during the 2008-2009 school year on the following dates:

DECEMBER 8, 2008
FEBRUARY 9, 2009
APRIL 6, 2009

Designated the following person(s) as the Title IX coordinator for the school:

Name	Title	Address	Phone
KEITH GILBERT	ATHLETIC DIRECTOR	299 Spring Gate Dr	606-864-7021

Designated the following person(s) as the Title IX coordinator for the district:

Name	Title	Address	Phone
RANDY LEGER	DISTRICT ATHLETIC DIR	3900 Spring Road	606-844-2631

School personnel are continuing to make periodic reviews of the boys' and girls' athletics program reflected in the Corrective Action Plan.

In addition to the above information, the above referenced school maintains a complete permanent file relative to Title IX records including copies of the self-assessment audit, all corrective action plans, and other related materials.

Regina Bishop
Principal's Signature

4/9/2009
Date

[Signature]
Superintendent Signature

[Signature]
School Board Chairpersons' Signature

(Send original copy to KHSAA - Maintain duplicate in Title IX school folder)

2008-2009
ACCOMMODATION OF INTERESTS AND ABILITIES
SUMMARY PROGRAM CHART 1

KHSAA
 Form T1
 Rev.12/08

Participation Opportunities Test One

		(Column 1)	(Column 2)	(Column 3)	(Column 4)
	Program	Enrollment	Percentage of Total Enrollment	Number of Interscholastic Participants (double and triple count)	Percentage of Total Participation
Row 1	GIRLS	634	50%	192	47.5%
Row 2	BOYS	633	50%	212	52.5%
Row 3	Totals	1267	100%	404	100%

Instructions:

*Number of 8th grade students & below used in Column 3 and Column 4 calculations : _____

- 1) Determine the total number of girls enrolled, (place in Row 1, Column 1). Determine the total number of boys enrolled, (place in Row 2, Column 1).
- 2) Add the total number of girls and boys enrolled to determine total enrollment, (place in Row 3, Column 1).
- 3) Calculate the percentage of total enrollment that is female. (Divide Row 1, Column 1 by Row 3, Column 1 and place in Row 1, Column 2.) Calculate the percentage of total enrollment that is male. (Divide Row 2, Column 1 by Row 3, Column 1 and place in Row 2, Column 2.) Note: Row 1, Column 2 plus Row 2, Column 2 should total 100%.
- 4) Ask coaches to confirm the names of those individuals who are on the team as of the first **date of regular season competition**, and cross out the names of those who were cut from the team or quit the team prior to the first regular season competitive event. Determine the total number of interscholastic athletics participants that are girls, (and place in Row 1, Column 3). In order to determine the total number of athletics participants, an individual should be counted each time he or she participates on a team. For example, if Jane Doe competes on the varsity volleyball team, the junior varsity volleyball team, the junior varsity basketball team, and the varsity softball team, she should be counted as four participants (**do not include club or intramural sports participants, cheerleaders, dance teams, or pom squads**). Calculate the same way for boys and girls. * In addition, should 8th grade students and below play on a Freshman, Junior Varsity, or Varsity team, they should also be counted for each team and sport on which they participate. If applicable, please asterisk in the above notation as to how many 8th grade students & below are included in the totals.
 Using the same procedure, determine the total number of interscholastic athletic participants that are boys, (and place in Row 2, Column 3). Add Row 1, Column 3 plus Row 2, Column 3 to get total participants and place in Row 3, Column 3.
- 5) Calculate the percentage of female participation. (Row 1, Column 3 divided by Row 3, Column 3 and place in Row 1, Column 4.) Calculate the percentage of male participation. (Row 2, Column 3 divided by Row 3, Column 3 and place in Row 2, Column 4.) Note: Row 1, Column 4 plus Row 2, Column 4 should total 100%.

Note: While being within three percent is not a formal compliance standard; if the percent listed in Row 1, Column 4 is within 3% of Row 1, Column 2, then it provides a good target within which compliance is likely.

Principal's Signature:  Date: 4/9/09

2008-2009
ACCOMMODATION OF INTERESTS AND ABILITIES
SUMMARY PROGRAM CHART T-2


KHSAA
 Form T2
 Rev. 12/08

Participation Opportunities Test Two

		Column 1	Column 2	Column 3	Column 4	Column 5
Program		Number of Teams Currently Offered	Number of Participants	Number of Teams Added Since the beginning of the 2004-2005 School Year	Number of participants for the 2008-09 school year who are playing on teams added since the 2004-05 school year	Percent of Total Participation By Sex Added Since the beginning of the 2004-2005 School Year
GIRLS	Row 1	varsity:	8	122	0	0
	Row 2	j.v.:	4	46	0	0
	Row 3	frosh:	2	24	0	0
	Row 4	total:	14	192	1	12
BOYS	Row 5	varsity:	8	119	0	0
	Row 6	j.v.:	4	66	0	0
	Row 7	frosh:	2	27	0	0
	Row 8	total:	14	212	0	0

- 1) For Column 1, list the number of interscholastic teams offered for girls and boys at each competitive level (varsity, junior varsity, and freshman). For girls, total each of the entries in Rows 1, 2, and 3 into Row 4. For boys, total Rows 5, 6, and 7 into Row 8.
- 2) For Column 2, list the number of participants at each level. For girls, total each of the entries in Rows 1, 2, and 3 into Row 4. For boys, total Rows 5, 6, and 7 into Row 8. **Note:** The totals in Row 4 for girls and in Row 8 for boys must be the same as the totals in Form T-1, Column 3, Rows 1 and 2 respectively.
- 3) For Column 3, list the number of interscholastic teams that have been added in the last five years at each competitive level. Count each team added during the 5 year period only one time. e.g. Girl's junior varsity soccer was added 3 years ago, count the team only once, not 3 times. For girls, total the entries in Rows 1, 2, and 3 into Row 4. For boys, total Rows 5, 6, and 7 into Row 8.
- 4) For Column 4, list the number of participants that are **currently** on each level of the teams that were added in the last five years. If a team was added previously but no longer exists, there are no current participants to be added for that team. For girls, total the entries in Rows 1, 2, and 3 into Row 4. For boys, total Rows 5, 6, and 7 into Row 8.
- 5) For Column 5, calculate the percentage of participants that have been added in the last five years. For girls, take the number in Column 4, Row 4 and divide by the number in Column 2, Row 4. For boys, take the number in Column 4, Row 8 and divide it by the number in Column 2, Row 8.

Note: If the percentage of current participants added in the last five years is 25% or greater, compliance with Test Two may be possible. If less than 25%, then compliance with Test Three should be analyzed. **CAUTION:** 25% is not a formal compliance standard.

Principal's Signature:  Date: 4/1/09

2008-2009
ACCOMMODATION OF INTERESTS AND ABILITIES
SUMMARY PROGRAM CHART T-3

Participation Opportunities Test Three

FOR ANY QUESTION ANSWERED "YES" IDENTIFY THE RESPECTIVE SPORT(S).

	GIRLS (Yes / No)		BOYS (Yes / No)
1. For a sport <u>not</u> currently offered in your interscholastic athletics program, is there sufficient interest to form a viable interscholastic team based on participation on an <u>intramural team</u> .	NO		NO
2 For a sport <u>not</u> currently offered, is there sufficient interest, based on the responses to your most recent Student Interest Survey, to form a viable <u>interscholastic team</u> for a sport not currently offered. If yes, what sport?	NO		NO
3. For a sport currently offered at the junior varsity or freshman level is there sufficient interest, based on your most recent Student Interest Survey, to form a <u>varsity team</u> not currently offered?	NO		NO
4. For a sport currently offered at the varsity level only, is there sufficient interest, based on your most recent Student Interest Survey, to form a viable team for a <u>junior varsity or freshman team</u> that is not currently offered?	NO		NO
5. If you answered YES to question (1), (2), (3), or (4), are there enough high schools in the geographic area offering the sport (at the appropriate level) to allow for the development of a reasonable schedule of competition?	N/A		N/A

Plans to Address Interest:

Principal's Signature:  Date: 4/9/09



**2008-2009
ACCOMMODATION OF INTERESTS AND ABILITIES
SUMMARY PROGRAM CHART T-4**

KHSAA
Form T-4
F-Forms/T-4
Rev. 12/08

Levels of Competition Test One

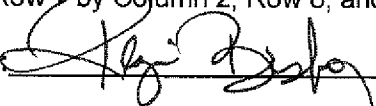
		Column 1	Column 2	Column 3
Girls	Team Levels	Number of Teams Currently Offered	Number of Participants	Percentage of Participants at Each Level
Row 1	varsity:	8	122	64.0%
Row 2	j.v.:	4	46	24.0%
Row 3	frosh:	2	24	13.0%
Row 4	total:		192	100%
Boys				
Row 5	varsity:	8	119	56.0%
Row 6	j.v.:	4	66	31.0%
Row 7	frosh:	2	27	13.0%
Row 8	total:		212	100%

1) Column 1, list the number of interscholastic teams offered for girls and boys at each competitive level; varsity, junior varsity, and freshman. (Refer to Form T-2, Accommodation of Interests and Abilities, Summary Program Chart 2, Column 1.)

2) For Column 2, list the number of participants at each level. For girls, total the entries in Rows 1, 2, and 3 into Row 4. For boys, total the entries in Rows 5, 6, and 7 into Row 8. (Refer to Form T-2, Accommodation of Interests and Abilities, Summary Program Chart 2, Column 2.)

3) For Column 3, calculate the percentage of female and male participants at each level.
For girls' varsity, junior varsity, and frosh, respectively:
Divide Column 2, Row 1 by Column 2, Row 4, and place the percentage in Column 3, Row 1
Divide Column 2, Row 2 by Column 2, Row 4, and place the percentage in Column 3, Row 2.
Divide Column 2, Row 3 by Column 2, Row 4, and place the percentage in Column 3, Row 3.

For boys' varsity, junior varsity, and frosh, respectively:
Divide Column 2, Row 5 by Column 2, Row 8, and place the percentage in Column 3, Row 5.
Divide Column 2, Row 6 by Column 2, Row 8, and place the percentage in Column 3, Row 6.
Divide Column 2, Row 7 by Column 2, Row 8, and place the percentage in Column 3, Row 7.


Principal's Signature:  Date: 4/9/09

20 19
ACTUAL EXPENDITURES - PROGRAM AM COMPARISON CHART 1
TO INCLUDE BOOSTER CLUB FUNDING

	equipment and supplies		travel		awards		coaches' salaries (to include supplemental and extended employment; dollar amount required)		facilities improvements		publications (if sport-specific)	
	Expenditures		Expenditures		Expenditures		Expenditures		Expenditures		Expenditures	
	School	Booster	School	Booster	School	Booster	School	# Coaches for all levels / # Teams for all levels	School	Booster	School	Booster
G basketball	8050.00	730.00	2500.00	0	0	0	25,800.00	5 / 3	0	0	0	1,000.00
B basketball	7,275.00	775.00	2500.00	0	0	0	25,800.00	5 / 3	0	0	0	1,000.00
G softball	1,725.00	0	1800.00	0	0	0	17,000.00	4 / 2	0	0	0	250.00
B baseball	3,250.00	0	1200.00	0	0	0	15,000.00	3 / 2	0	0	0	750.00
G cross country	1,000.00	0	800.00	0	0	0	3,200.00	2 / 1	0	0	0	0
B cross country	900.00	0	800.00	0	0	0	3,200.00	2 / 1	0	0	0	0
G golf	800.00	0	975.00	200.00	0	0	2,000.00	1 / 1	0	0	0	0
B golf	750.00	0	175.00	100.00	0	0	2,000.00	1 / 1	0	0	0	0
G soccer	3,200.00	500.00	1,550.00	0	0	0	7500.00	3 / 2	0	0	0	1,000.00
B soccer	2,900.00	300.00	1,300.00	0	0	0	7500.00	3 / 2	0	0	0	1,000.00
G swimming	N/A	N/A	N/A	N/A	0	0	N/A					
B swimming	N/A	N/A	N/A	N/A	0	0	N/A					

1. Total expenditures on T-35 and T-36 on the 2008-2009 year report due by April 15, 2009, should reflect the total monies spent (rounded off to nearest dollar) for the entire school year of 2007-2008 ending June 30, 2008.

2. Booster Club Funding/Contributions must be included in the above expenditures total. (Note: It is illegal for coaches to be paid by Booster Clubs - Reference KHSAA Bylaw 27)

Principal's Signature:  Date: 4/9/09


**2008-09
ACTUAL EXPENDITURES - PROGRAM COMPARISON CHART 2
TO INCLUDE BOOSTER CLUB FUNDING**

	equipment and supplies		travel		awards		coaches' salaries (to include supplemental and extended employment; dollar amount required)		facilities improvements		publications (if sport-specific)	
	Expenditures		Expenditures		Expenditures		Expenditures		Expenditures		Expenditures	
	School	Booster	School	Booster	School	Booster	School	# of Coaches for all levels / # of Teams for all levels	School	Booster	School	Booster
G track	1,400.00	0	875.00	0	0	0	3,200.00	2 / 1	0	0	0	0
B track	1,400.00	0	875.00	0	0	0	3,200.00	2 / 1	0	0	0	0
G tennis	800.00	0	475.00	0	0	0	3,200.00	2 / 1	0	0	0	0
B tennis	800.00	0	475.00	0	0	0	3,200.00	2 / 1	0	0	0	0
G volleyball	5,500.00	0	2,200.00	0	0	0	7,500.00	3 / 3	0	0	0	0
B wrestling	-NA-	-	-	0	0	0	0	-	0	0	0	0
G (list sport)	NA	-	-	0	0	0	0	-	0	0	0	0
B football	10,500.00	1,100.00	1,100.00	0	0	0	27,000.00	6 / 3	0	0	0	0
G (list sport)	-NA-	-	-	-	-	-	-	-	-	-	-	-
B (list sport)	-NA-	-	-	-	-	-	-	-	-	-	-	-

1. Total expenditures on T-35 and T-36 on the 2008-2009 year report due by April 15, 2009, should reflect the total monies spent (rounded off to nearest dollar) for the entire school year of 2007-2008 ending June 30, 2008.

2. Booster Club Funding/Contributions must be included in the above expenditures totals. Indicate percentage of total expenditures for each gender: (if disparities are obvious, list on your Corrective Action Plan (T-60) what action you will take to correct the problem).

Gender	Expenditures	Percentage
Boys	\$ 128,725.00	54%
Girls	\$ 109,920.00	46%
Total:	\$ 238,645.00	100%

Principal's Signature:  Date: 4/9/09

2008-2009 KHSAA TITLE IX ATHLETICS AUDIT
Checklist - Overall Interscholastic Athletics Program


KHSAA
 Form T41
 Rev. 12/08

DIRECTIONS:

For the Areas of Compliance (Opportunities and Benefits) listed on the left hand side of the page, place a checkmark under the appropriate column identifying whether your school provided an advantage to the Girls' Program, or to the Boys' Program or to Neither Program. A review of T-35 and T-36 spending patterns might be helpful in completing this form.

Areas of Compliance:	ADVANTAGE TO:		
	GIRLS' PROGRAM	BOYS' PROGRAM	NEITHER PROGRAM
OPPORTUNITIES			
Accommodation of Interest and Abilities			✓
BENEFITS			
Equipment and Supplies			✓
Scheduling of Games and Practice Time			✓
Travel and Per Diem Allowances			✓
Coaching			✓
Locker Rooms, Practice and Competitive Facilities			✓
Medical and Training Facilities and Services			✓
Publicity			✓
Support Services			✓
Athletic Scholarships			N/A
Tutoring			NA
Any meals provided for home			N/A

If an advantage is shown, corrective action should be shown on T-60 (Corrective Action Plan).

Principal's Signature:  Date: 4/9/09

SCHOOL NAME

South Laurel

2008-2009

TITLE IX

CORRECTIVE ACTION PLAN

DIRECTIONS:

1. For Column 1, indicate the intended area (Opportunities or Benefits) which needs corrective action in order to achieve gender equity. For Column 2, write the suggested change or activities that will correct the area in need of alteration. For Column 3, include the estimated completion date for the changes or activities.
2. It is possible to attain compliance with Title IX and no longer need "corrective" action. However, the KHSAA strongly encourages compliant schools to identify items for improvement (Column 1), activities to accomplish the improvement (Column 2) and a timetable for completion (Column 3) that will strengthen the athletic program.
3. You may copy this form as needed. Please attach corrective action plans along with audit forms and submit by April 15, 2009.

COLUMN 1 ITEM FOR CORRECTION/ IMPROVEMENT	COLUMN 2 SUGGESTED CHANGE/ ACTIVITIES	COLUMN 3 SCHOOL YEAR, COMPLETION DATE OF CORRECTION FOR PROJECT
Increase Number of Teams For Girls Chesters Tournament	Combine Tournament with North Laurel in order to increase teams	2009 - 2010

R. J. Bish

Principal's Signature:

Date: 4/9/09

South Laurel High School

Girls Basketball Program

2008 GIRLS FRESHMAN BASKETBALL SCHEDULE

DECEMBER 2	KNOX CENTRAL	HOME	7:00 JV & 9
DECEMBER 8	ROCKCASTLE CO.	AWAY	6:00 GIRL/BOY
DECEMBER 11	SOMERSET	Wyan Pine	7:30
DECEMBER 16	NORTH LAUREL	HOME	6:30
DECEMBER 18	CLAY COUNTY	HOME	6:30 (TWO GAMES)
JANUARY 3	WHITLEY COUNTY	AWAY	10:00AM (JV/9)
JANUARY 8	NORTH LAUREL	AWAY	6:30
JANUARY 10	HARLAN	AWAY	11:00(TWO GAMES)
JANUARY 16	HARLAN	HOME	6:30 (TWO GAMES)
JANUARY 23	CLAY COUNTY	AWAY	6:30 (TWO GAMES)
JANUARY 26	SOMERSET	AWAY	7:30
JANUARY 29	KNOX CENTRAL	AWAY	7:00 (JV/9)
JANUARY 31	9 th PULASKI TOURN.	AWAY	**see brackets below
FEBRUARY 5	WHITLEY COUNTY	HOME	6:30
FEBRUARY 7	13 th REGIONAL TOURN	KNOX CENTRAL	TBA

Lady Maroon's Freshman Tournament Jan. 31, 2009

9:00 Game 1: Pulaski County vs. McCreary County Central
 10:10 Game 2: Southwestern Pulaski vs. West Jessamine
 11:20 Game 3: Wayne County vs. South Laurel
 12:30 Game 4: Whitley County vs. Lincoln County
 1:40 Game 5: winner of game 1 vs. winner of game 2
 2:50 Game 6: winner of game 3 vs. winner of game 4
 4:00 Championship: winner of game 5 vs. winner of game 6

1:00 At Northern Middle School: Loser 1 vs. Loser 2
 2:00 At Northern Middle School: Loser 3 vs. Loser 4

**South Laurel Cardinals
Freshman Boys Basketball Schedule
2008-2009**

Thursday, December 4 – Bell Co. – Home – 7:00 P.M.

Monday, December 8 – Rockcastle Co. – Away – Boy/Girl DH – 6:00 P.M.

Thursday, December 11 – Corbin – Home – 7:00 P.M.

*** Conflict on this game - Coach
Reed and Coach Wright are
working this out -*

Friday, December 12 – North Laurel – Home – 5:15 P.M.

Saturday, December 13 – South Laurel Invitational Freshman Tournament
(South Laurel, Rockcastle Co., Harlan Co., Pineville)

Monday, December 15 – Clay Co. – Home – 7:00 P.M.

Saturday, January 3 – Southwestern – Home – 1:30 P.M.

Monday, January 5 – Leslie Co. – Home – 7:00 P.M.

Saturday, January 10 – Williamsburg – Away – 11:00 A.M.

Monday, January 12 – Knox Central – Home – 7:00 P.M.

Thursday, January 15 – Clay Co. – Away – 7:30 P.M.

Saturday, January 17 – Lynn Camp – Home – 11:00 A.M.

Thursday, January 22 – Bell Co. – Away – 7:00 P.M.

Saturday, January 24 – Pineville/Middlesboro – at Middlesboro – 11:00 A.M.

Monday, January 26 – Williamsburg – Home – 7:00 P.M.

Thursday, January 29 – Corbin – Away – 7:00 P.M.

Saturday, January 31 – Lynn Camp – Away – 11:00 A.M.

Monday, February 2 – Knox Central – Away – 7:00 P.M.

Friday, February 6 – North Laurel – Away – 5:15 P.M.

Saturday, February 7 – 13th Region Tournament @ Knox Central – TBA

Saturday, February 14 – Lexington Catholic – Away – 11:00 A.M. (Freshman & J.V.)

Monday, February 16 – Leslie Co. – Away – 7:00 P.M.



SOUTH LAUREL CARDINALS BASEBALL



Master Schedule

<u>Date</u>	<u>Opponent</u>	<u>Site</u>	<u>Time</u>	
Tuesday	March 24	Barbourville	AWAY	5:30 V/JV
Thursday	March 26	Bell Co.	AWAY	5:30 V/JV
Friday	March 27	Somerset	HOME	5:30 V/JV
SPRING BREAK - RIPKEN EXPERIENCE				
Sunday	March 29	Laurel Highlands, PA	MYRTLE BEACH, SC	12:00 JV
Sunday	March 29	Laurel Highlands, PA	MYRTLE BEACH, SC	3:00 V
Monday	March 30	Big Walnut, OH	MYRTLE BEACH, SC	9:00 JV
Monday	March 30	North Oldham	MYRTLE BEACH, SC	3:00 V
Monday	March 30	Big Walnut, OH	MYRTLE BEACH, SC	6:00 V
Wednesday	April 1	Big Walnut, OH	MYRTLE BEACH, SC	9:00 JV
Wednesday	April 1	Bryan Station	MYRTLE BEACH, SC	3:00 V
Wednesday	April 1	Olmstead Falls, OH	MYRTLE BEACH, SC	6:00 V
Thursday	April 2	Central Hardin	MYRTLE BEACH, SC	9:00 JV
Thursday	April 2	Central Hardin	MYRTLE BEACH, SC	12:00 V
Monday	April 6	Rockcastle Co.	HOME	5:30 V/JV
Tuesday	April 7	Clay Co.	HOME	5:00 V/JV
Thursday	April 9	McCreary Central	AWAY	5:30 V/JV
FRANK SHOOP INVITATIONAL				
Friday	April 10	Harrison Co.	HARRISON CO.	7:45 V
Saturday	April 11	Conner	HARRISON CO.	10:30 V
Monday	April 13	Corbin	HOME	5:30 V/JV
Tuesday	April 14	Corbin	AWAY	5:30 V/JV
Thursday	April 16	Paul Dunbar	AWAY	6:30 V
Friday	April 17	North Laurel	HOME	5:30 V/JV
PRESTONSBURG DOUBLEHEADER				
Saturday	April 18	TBA	PRESTONSBURG	12:00 V
Saturday	April 18	TBA	PRESTONSBURG	2:30 V
Monday	April 20	Williamsburg	HOME	5:30 V/JV
Tuesday	April 21	Williamsburg	AWAY	5:30 V/JV
Thursday	April 23	Harlan Co.	AWAY	5:30 V/JV
Friday	April 24	Knox Central	AWAY	5:30 V/JV
Saturday	April 25	Bell Co.	HOME	1:00 V/JV
Monday	April 27	Whitley Co.	AWAY	5:30 V/JV
Tuesday	April 28	Whitley Co.	HOME	5:30 V/JV
Thursday	April 30	Middlesboro	AWAY	5:30 V/JV
DIAMOND CLASSIC				
Friday	May 1	McCreary Central	HOME	5:30 V
Saturday	May 2	Southwestern	HOME	10:00 V
Saturday	May 2	East Jessamine	HOME	4:00 V
Saturday	May 2	CHAMPIONSHIP GAME	SOUTH LAUREL	7:00 V
Monday	May 4	Somerset	AWAY	5:30 V/JV
Tuesday	May 5	Harlan Co.	HOME	5:30 V/JV
Thursday	May 7	Middlesboro	HOME	5:30 V/JV
Friday	May 8	North Laurel	AWAY	5:30 V/JV
Monday	May 11	Rockcastle Co.	AWAY	5:30 V/JV
Thursday	May 14	Barbourville	HOME	5:30 V/JV
Friday	May 15	Clay Co.	AWAY	5:00 V/JV

MAY 15 + 16 13TH REGION JV TOURNAMENT WHITLEY CO.

South Laurel 2009 Softball Schedule

Date	Opponent	Time	Site	JV
* 19-Mar	Southwestern*	6:00	Southwestern	Yes
19-Mar	Somerset*	7:30	Southwestern	Yes
23-Mar	Williamsburg^	6:00	Williamsburg	Yes
26-Mar	Corbin^	6:00	South Laurel	Yes
30-Mar	TBA**	TBA	Disney	No
30-Mar	TBA**	TBA	Disney	No
31-Mar	TBA**	TBA	Disney	No
31-Mar	TBA**	TBA	Disney	No
7-Apr	Pulaski County	6:00	Pulaski	Yes
9-Apr	Rockcastle County	5:30	Rockcastle County	Yes
13-Apr	Boyle County	5:30	Boyle County	No
13-Apr	Boyle County	7:00	Boyle County	No
14-Apr	Southwestern	6:00	South Laurel	Yes
16-Apr	Estill County	6:00	South Laurel	Yes
17-Apr	Rockcastle County***	6:00	Somerset	No
17-Apr	Pulaski County***	1:30	Somerset	No
18-Apr	Warren East***	4:30	Somerset	No
18-Apr	Bryan Station***	7:30	Somerset	No
21-Apr	Corbin^	6:00	Corbin	Yes
23-Apr	Whitley County^	5:30	South Laurel	Yes
24-Apr	Lexington Catholic****	5:45	Lex Cath	No
24-Apr	Raceland****	7:15	Lex Cath	No
25-Apr	West Jessamine	10:00	Lex Cath	No
25-Apr	Lexington Catholic****	1:00	Lex Cath	Yes
27-Apr	Rockcastle County	5:30	South Laurel	Yes
28-Apr	North Laurel	5:30	South Laurel	Yes
30-Apr	Whitley County^	5:30	Whitley County	Yes
1-May	TBA*****	TBA	Lafayette	No
1-May	TBA*****	TBA	Lafayette	No
2-May	TBA*****	TBA	Lafayette	No
2-May	TBA*****	TBA	Lafayette	No
4-May	Williamsburg^	5:30	South Laurel	Yes
7-May	Middlesboro ✓	6:00	Middlesboro	Yes
13-May	Lafayette ✓	6:00	Lafayette	Yes
14-May	Southwestern ✓	6:00	Southwestern	Yes
15-May	Knox Central ✓	5:30	Knox Central	Yes
16-May	Johnson Central	10:00	South Laurel	Yes

^=District Game

*=Preseason Scrimmage

**=Disney Spring Training (Dates could change)

***Somerset Tournament (4 Games)

****Lexington Catholic Round Robin (3 Varsity Games, 1 JV Game)

*****Lafayette Derby Classic (4 Game Guarantee, Possibly More)

South Laurel Boys Basketball Schedule 2008-2009

<u>Date</u>	<u>Opponent</u>	<u>Place</u>
Sat. Dec. 6 th	Lafayette Mo.	Marshall Co.
Tue. Dec. 9 th	Whitley Co.	Home
Fri. Dec. 12 th	North Laurel	Home
Sat. Dec. 13 th	Panther Classic (PRP)	Away
Tue. Dec. 16 th	Corbin	Away
Dec. 20 th - 23 rd	Hometown Bank Hoopin It Up Holiday Classic	Home
Dec. 27 th - 30 th	Boyle Co. Cumberland Falls Inv.	Corbin
Fri. Jan. 9 th	Whitley Co.	Away
Sat. Jan. 10 th	Madisonville North Hopkins Ky. Prep Classic	Montgomery
Tue. Jan. 13 th	Williamsburg	Away
Thur. Jan. 15 th	Madison Central	Home
Tue. Jan. 20 th	Knox Central	Away
Fri. Jan. 23 rd	Bell Co. Laurel Co. Hoop Fest	Home
Sat. Jan. 24 th	Warren Central Laurel Co. Hoop Fest.	Home
Tue. Jan. 27 th	Corbin	Home
Sat. Jan. 31 st	Williamsburg	Home
Tue. Feb. 3 rd	Breathitt Co.	Away
Fri. Feb. 6 th	Clay Co.	Away
Tue. Feb. 10 th	Clinton Co.	Away
Fri. Feb. 13 th	North Laurel	Away
Sat. Feb. 14th	Shawnee Louisville	Breathitt
Tue. Feb. 17 th	Casey Co.	Away
Fri. Feb. 20 th	Rockcastle Co.	Home

**HOME BASKETBALL
REGULAR SEASON
PEP BAND SCHEDULE
2008 - 2009**

Dec. 1	Girls vs Middlesboro
Dec. 9	Boys vs Whitley
Dec. 12	Boys vs North laurel
Jan. 27	Boys vs Corbin
Jan. 30	Girls vs Corbin
Jan. 31	Boys vs Williamsburg
Feb. 2	Girls vs North Laurel
Feb. 10	Girls vs Williamsurg
Feb. 20	Girls vs Rockcastle
Feb. 20	Boys vs Rockcastle

Band will meet at 6:15 PM to warm up unless stated otherwise.

If school should be closed due to weather conditions on a game day, **we will not meet.**



PLASTIC SIGNS
 rherde.com
 Design your plastic sign online with our interactive plate designer

- DOOR SIGNS
- NAME TAGS
- STOCK SIGNS
- BRACKETS

103 159 NO ZONE

South Laurel 2008/9 Kentucky High School Girls Basketball

(select date) (select school) (select tournament) (select another scoreboard)

This Season's Sports:

- 2008 KY Football
- 2008 KY Boys Soccer
- 2008 KY Girls Soccer
- 2008 KY Volleyball
- 2008/9 KY Boys Basketball
- 2008/9 KY Girls Basketball
- 2009 KY Baseball
- 2009 KY Fast Pitch Softball

Schedule entry for 2009 Fall Sports is now open.
 Data is available in the Scoreboard as soon as entered by the schools.

BREAKING HEALTH NEWS:

Chronic Back Pain Breakthrough

- FDA Cleared
- Painless
- Non-Surgical
- Treatment Brings New Hope

FREE DVD & REPORT

Click Here Now

LexipediaDiscoCenter.com
 Ads by Coocoocoda

Coach: Konnie Snyder
Region: 13
District: 50
Roster: [Click here](#)

Latest Stats Report: (School has not reported stats so far this season)

[Return to latest scores for 2008/9 KY Girls Basketball](#)

DATE	OPPONENT	SITE	SCORE	STATS?	
Dec 1, 08	Middlesboro	home	53 - 44 (W)	no	
Dec 5, 08	Harlan County	away	51 - 53 (L)	no	
Dec 11, 08	Whitley County	home	61 - 40 (W)	no	
Dec 15, 08	Corbin	away	61 - 47 (W)	no	
Dec 19, 08	Presentation	at Berea	39 - 31 (W)	no	15th Annual Lady Pirate Holiday Classic
Dec 20, 08	Lawrence County	at Berea	56 - 36 (W)	no	15th Annual Lady Pirate Holiday Classic
Dec 21, 08	East Ridge	at Berea	66 - 34 (W)	no	15th Annual Lady Pirate Holiday Classic
Dec 22, 08	Paul Dunbar	at Berea	35 - 46 (L)	no	15th Annual Lady Pirate Holiday Classic
Dec 27, 08	Heritage, TN		44 - 60 (L)	no	Caverna Tournament
Dec 28, 08	Cherokee, TN	home	50 - 37 (W)	no	Candy Cane Classic
Dec 29, 08	Adair County	home	48 - 42 (W)	no	Candy Cane Classic
Dec 30, 08	Heritage, TN	home	49 - 56 (L)	no	Candy Cane Classic
Jan 2, 09	Williamsburg	away	50 - 58 (L)	no	
Jan 3, 09	North Laurel	away	63 - 67 (L)	no	
Jan 9, 09	Whitley County	away	56 - 50 (W)	no	
Jan 10, 09	Eastern	at Corbin	61 - 47 (W)	no	Lady Redhounds Shootout
Jan 13, 09	Jackson County	away	45 - 54 (L)	no	
Jan 22, 09	Marshall County	home	59 - 47 (W)	no	Laurel County Hoop-fest
Jan 30, 09	Corbin	home	53 - 42 (W)	no	
Feb 2, 09	North Laurel	home	51 - 41 (W)	no	
Feb 7, 09	Casey County	home	46 - 57 (L)	no	
Feb 10, 09	Williamsburg	home	45 - 28 (W)	no	
Feb 12, 09	Paul Dunbar	away	53 - 51 (W)	no	overtime
Feb 16, 09	Clay County	away	40 - 51 (L)	no	
Feb 20, 09	Rockcastle County	home	48 - 44 (W)	no	
Feb 23, 09	Williamsburg	away	56 - 49 (W)	no	50th District
Feb 26, 09	Corbin	at Williamsburg	41 - 26 (W)	no	50th District Championship
Mar 2, 09	North Laurel	at Bell County	40 - 35 (W)	no	13th Region
Mar 6, 09	Harlan County	at Bell County	48 - 52 (L)	no	13th Region

Region: 13 Win-Loss Records

	Points				
	Won	Lost	Season	Region	District
Clay County	1943	1537	25 - 10 - 0	16 - 0 - 0	5 - 0 - 0
Jackson County	1629	1411	21 - 7 - 0	11 - 4 - 0	2 - 3 - 0
Harlan County	1568	1467	21 - 10 - 0	13 - 5 - 0	6 - 2 - 0
Middlesboro	1595	1478	20 - 10 - 0	16 - 4 - 0	7 - 1 - 0
South Laurel	1468	1325	19 - 10 - 0	10 - 6 - 0	7 - 1 - 0
Williamsburg	1552	1093	17 - 9 - 0	14 - 6 - 0	2 - 5 - 0
Pineville	1596	1602	17 - 13 - 0	12 - 11 - 0	7 - 0 - 0
North Laurel	1445	1355	16 - 13 - 0	7 - 5 - 0	2 - 2 - 0
Corbin	1444	1503	13 - 17 - 0	9 - 11 - 0	3 - 5 - 0
Harlan	1450	1474	12 - 14 - 0	10 - 10 - 0	2 - 5 - 0
Lynn Camp	1042	1087	10 - 15 - 0	7 - 12 - 0	2 - 5 - 0
Whitley County	1171	1275	10 - 17 - 0	7 - 9 - 0	3 - 4 - 0
Bell County	1272	1366	10 - 19 - 0	9 - 14 - 0	0 - 7 - 0
Knox Central	1204	1421	7 - 20 - 0	5 - 12 - 0	4 - 3 - 0
Oneida Baptist Institute	873	1324	5 - 16 - 0	2 - 14 - 0	2 - 4 - 0

Red Bird	940	1290	6-17-0	1-14-0	1-3-0
Barbourville	1217	1531	6-21-0	4-15-0	0-5-0

"Points Won" are total points made by team.

"Points Lost" are total points made by opponents.

All content © 1997-2009 Riders.com in partnership with the Kentucky High School Athletic Association. All rights reserved. Schedule and score data are believed to be correct but no guarantees are made. Schedules are subject to change without notice. We advise you to check with schools before making travel plans.

[Click here for details of our privacy policy.](#)

Ads by Google

Lexington Ky Car
Buy or Lease a New Dodge
Vehicle at Your Local Dealer
Online
www.DodgeDealer.com

Blair Studio 859-321-1449
Storybook Wedding
Photography Mixed style of
Photojournalism/trad
www.blairstudio.com

Kentucky Drug Rehab
Help Your Loved One
Overcome Drug & Alcohol
Abuse. Call: 866-536-7158!
www.Pact4life.com

Lexington Ky Truck
Find Great Offers on Chrysler®
Vehicles at a Local Dealer
Online
www.chryslerdealer.com

4 Free Hours In Home Care
Family Choice Home Care
Senior In Home Care
www.familychoicecare.com

Historical High/Low Temperatures in Kentucky: [Current](#), [Last 24 hours](#), [Last 7 days](#), [Last 30 days](#), [Last 90 days](#)

BREAKING NEWS: NEW BREAKTHROUGH FOR BACK PAIN
That May Make Surgery Obsolete for Thousands of Those Who Suffer in Pain.

"The procedure is non-surgical and painless and has been tested across the United States."

Get the Full Story Here






LexingtonDiseDoelet.com

Feedback - Ads by Google

South Laurel High School
Title IX Meeting
December 8, 2008

Meeting was called to order by Keith Gilbert.

Members present: Keith Gilbert, Konnie Snyder, Elizabeth Johnson, Regina Bishop, student representatives, Tish Walker and Matthew Gilbert.

Keith Gilbert was elected to Chairman and Elizabeth Johnson was elected to secretary.

Discussion of the addition of a SLHS softball tournament to the softball schedule.

Addition of the Candy Cane Classic to the girl's basketball schedule.

Discussion of the placement of the cheerleader banner in the gym and the picture in the hallway.

Meeting adjourned.

South Laurel High School
Title IX Meeting
February 9, 2009

Meeting was called to order by Keith Gilbert.

Members present: Keith Gilbert, Konnie Snyder, Elizabeth Tapley, Regina Bishop, student representative, Tish Walker.

Discussion about an SLHS softball tournament not being in the 2009 schedule. Will discuss concern with softball coaches about it being added on the 2010 schedule.

Discussion about retired jerseys being displayed at the athletes respective court/field and a policy for future retired jerseys.

Meeting adjourned.

South Laurel High School
Title IX Meeting
April 6, 2009

Meeting was called to order by Keith Gilbert.

Members present: Keith Gilbert, Konnie Snyder, Elizabeth Tapley, and student representative, Matthew Gilbert.

Discussion about display of schedules at Gilliam Field for the soccer teams.

Evaluate soccer schedules to make sure that boys/girls are comparable.

Meeting adjourned.